

**BEIJING ORIENTAL YUHONG WATERPROOF TECHNOLOGY CO., LTD.**



**2014**

		2014	12	31
	416,326,636	10		2.00
	0	10	10	
)				(





# 1

Tj/C2\_0 9 Tf MCID 13 >>BDC /C5\_0 12 Tf 2 Tr 6.02 0 71>-4<351D0A75>-4<30FDD7907B5<04D7>-4C>-414327>-A0D0B8>-5

3

MDI SBS

2014

4



			002271
	BEIJING ORIENTAL YUHONG WATERPROOF TECHNOLOGY CO., LTD.		
	ORIENTAL YUHONG		
	2		
	101309		
	4		
	100123		
	<a href="http://www.yuhong.com.cn">www.yuhong.com.cn</a>		
	<a href="mailto:stocks@yuhong.com.cn">stocks@yuhong.com.cn</a>		

		4
	010-85762629	
	010-85762629	
	<a href="mailto:stocks@yuhong.com.cn">stocks@yuhong.com.cn</a>	

	<a href="http://www.cninfo.com.cn">www.cninfo.com.cn</a>



	2014	2013			2012	
	5,005,923,672. 60	3,902,626,865. 51	3,902,626,865. 51	28.27%	2,978,570,323. 20	2,978,570,323. 20
	576,550,564.08					



1





40

4



	944,371,015.42
	18.87%

5

1		459,510,134.37	9.18%
2		238,846,279.52	4.77%
		112,405,114.04	2.25%

4

		1,686,693,725.75	92.97%	1,435,059,130.82	94.42%	17.53%
		35,191,403.29	1.94%	22,798,016.27	1.50%	54.36%
		27,731,727.16	1.53%	16,110,598.16	1.06%	72.13%
		64,639,513.32	3.56%	45,900,006.09	3.02%	

							单位：万元
1.56%	30,799.61	销售费用	47,740.01	9.54%	39,934.66	19.55%	1
1.15%	124,375.86	管理费用	51,266.82	10.34%	25,517.52	44.32%	1
0.10%	3,134.02	所得税费用	6,989.26	1.38%	7,364.59	-6.45%	
2.81%	14,034.85	合计	111,689.36	22.29%	68,222.69	33.06%	




2,008,754,068.79

	203,518,042.12	136,696,044.55	32.83%	106.67%	65.41%	16.75%
	4,970,783,295.60	3,193,558,786.28	35.75%	28.33%	23.69%	4.64%

2.	0.00	67,380.00	0.00	0.00			67,380.00
	0.00	67,380.00	0.00	0.00			67,380.00
	0.00	67,380.00	0.00				

6







	--	170,263.95	170,263.95	62,231.99	106,796.59	--	--	12,622.34	--	--
	--	0	0	0	0	0.00%	--	--	--	--
	--	0	0	0	0	0.00%	--	--	--	--
	--	0	0	0	0	--	--	0	--	

	2010			7,986.56
	2011 1 14		1,000	4
	4,954.65		1,000	2
	3,031.91			
	2011 0005			

	2010	1,000	496.05	,

" " "

		(1)		(2)	(3)=(2)/(1)				
1,000	2,000	17,394.29	0	17,154.44	98.62%	2012	12	3,222.98	
4	4					31			

1,000	2,000	14,746.76	0	14,892.37
2	2			

	2								
1,000	2,000 4	8,000	0	8,013.84	100.17%	2013 09 30	2,078.28		
	--	45,141.05	0	44,564.6	--	--	9,155.22	--	--

2011 3 15  
 2,000 4 1,000  
 8,000 17.72%  
 2 2,000  
 2 1,000  
 5,000  
 11.08%  
 2011 2012 9 11  
 ( )  
 1,000  
 8,000  
 17.72% 2011 9 27 , 2011  
 2012 7 24

				160,000,000	908,421,703	426,118,629	945,244,722	107,214,660	99,873,598.
				.00	.70	.74	.55	.18	88

150,000,000 339,388,182 285,134,547 505,112,276 70,072,628. 61,348,049.  
 .00 .83 .39 .55 17 16



SBS/APP

“

”

1

1

2014

2014 4 15

2

2014-2020

50%

860

[2014]27

20

1

2

3

4

5

1

2015

2

2015

3

2015

4

2015

5

2015

6

2015

BI

MES

7

2015

8

2015

2014 8

56,269,553

12.5

1

2014

2

3

MDI SBS

2014

4

5







3 2014

2014 12 31 416,326,636

10

2.00

128,067,500

	83,265,327.20		10	10
	416,326,636	832,653,272		
				-
2013		3		
		2014 -2016		

2014

2015 4 28

www.cninfo.com.cn

2014 01 22				SMC	2013 1-9





## 3

1	2012	10	10						
						1800			
				34352	5.24%				
1684		93.556%	116		6.444%				
		287			7.03 /				
2							2013	7	5
		,							
		1800							
34352	5.24%			1730.2	96.12%	69.8			
	3.878%				287	344			
				7.03 /					
3	2013	7	22	2013					
4	2013	8	19						



2013

2013





A1+B1	150,000	A2+B2	52,160.93
A3+B3	150,000	A4+B4	22,969.02
A4+B4		6.68%	

**1**
**5%**




--	--	--	--	--	--

			2014 08 18		



2013 9 6 A A

A

2013 9 26 2013 A

2014 1 2

2014 5 12 2014 6 11

[2014]590 5,700

22.63 / 56,269,553 9

1,273,379,984.39 1,251,228,980.07 2014

8 20

2014 8 18 www.cninfo.com.cn

2014 6 20

2014 8 21

5000

15.78

2014 9 10

2014

2014 6 21

2014 8 22

2014 9 11

[www.cninfo.com.cn](http://www.cninfo.com.cn)

	148,712,561	41.33%	56,967,553			-7,606,609	49,360,944	198,073,505	47.58%
2									



3 2014 8

359,836,000

416,326,636

**1**

	2013 08 19	6.83	16,316,000	2013 09 05	16,316,000	
	2014 07 14	12.80	698,000	2014 08 08		


1,631.6	6.83 /	2013 9 5	
2	2013	2014 7 14	19
	69.8	12.80 /	
2014 8 8			
3			
	[2014]590	2014 8	
A 56,269,553	1	22.63 /	
1,273,379,984.39		22,151,004.32	
1,251,228,980.07		2014 8 20	
2			
2014	19	698,000	
56,269,553		2014 8 20	12
		3,917,083	
		476,917	
		359,836,000	416,326,636
3			
1			
	15,409		

		5			8		
		5%	10				
		31.70%	131,991,852		100,000,000	31,991,852	93,400,000
		6.42%	26,728,884	-2,700,000	22,071,663	4,657,221	21,000,000

3.32%

10			
	31,991,852		31,991,852
	13,832,111		13,832,111
	9,724,919		9,724,919
LOF	7,844,722		7,844,722





4                    10%



				50	2013 25	02	2016 24	02	131,991,85 2			131,991,85 2
				49	2013 25	02	2016 24	02	29,428,884			

				55	2013 13	03	2016 24	02	775,396		147,000	628,396
				42	2013 13	03	2016 24	02	200,000		30,000	170,000
				45	2013 13	03	2016 24	02	200,000		16,600	

1965

1973

EMBA

1971

2

1963

1940

1977

3

1969

1973

1970



			12		
			2013 05 31	2016 05 30	
			2012 02 23	2015 02 22	
			2011 07 04		

			50		81.05		81.05
			49		48		

---

--	--	--	--	--	--	--	--	--	--

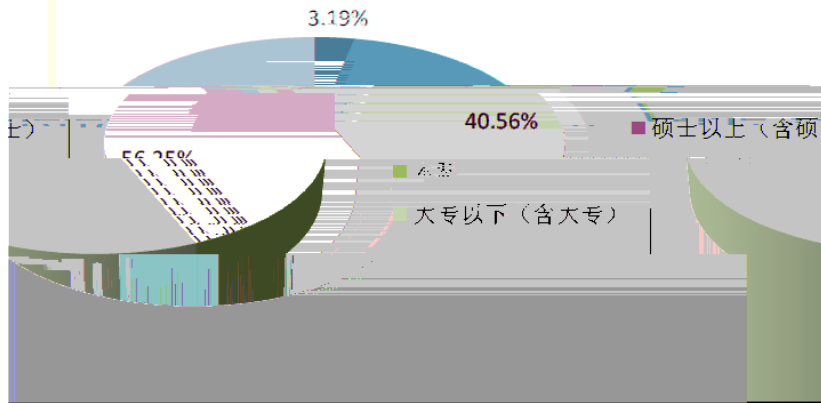
2014 12 31

3602

0

	887	24.63%
	542	15.05%
	1009	28.01%
		3.08%

### 员工受教育程度



1

2

0

6

7

8

9

10

<http://www.cninfo.com.cn>

1

2014

35

4

2014 2 14

<http://www.cninfo.com.cn>

2 2011 12 28



2

--	--	--	--	--	--

2014

3

1

2

2

1

1-3

9

9

1 =:“ ³OA,, Ä Ö ¢ŠD @ O È;Ú - » @XÀ j:“” J @Ä1DyÀ:“ Hg;Ø& hm x » ¼

1

2

3

4





	2015 04 28
	( <a href="http://www.cninfo.com.cn">http://www.cninfo.com.cn</a> )

	2015 04 28
	( <a href="http://www.cninfo.com.cn">http://www.cninfo.com.cn</a> )

2010 5 13

	2015 04 27
	2015 110ZA3780

2014 12 31

2014

1

2

2014 12 31

2014

**1**

2014 12 31

	969,218,480.55	414,072,718.95
	67,380.00	
	256,643,613.74	58,447,611.91
	1,542,413,536.94	1,218,979,544.71
	74,418,485.69	

	29,854,682.94	31,963,923.78
	3,571,220,343.22	2,429,482,305.74
	33,000,000.00	33,000,000.00

	215,644,069.97	212,598,954.45
	23,008,288.46	8,312,169.58
	164,000,214.62	171,391,689.10
	7,879,258.80	5,210,163.19
	2,384,400.00	
	198,258,456.26	115,604,570.87
	1,572,277,049.89	1,811,373,819.49
	3,363,039.46	600,000.00
	33,700,000.00	13,430,000.00
	702,108.48	
	69,010,890.00	86,836,053.11
	106,776,037.94	100,866,053.11
	1,679,053,087.83	1,912,239,872.60

	1,811,466,627.47	543,102,807.16
	69,010,890.00	86,836,053.11


---


	5,005,923,672.60	3,902,626,865.51
	4,386,084,869.94	3,495,713,882.30
	3,221,923,407.42	2,583,621,674.12
	72,690,210.40	55,475,925.52
	477,400,112.63	399,346,646.81
	512,668,942.23	355,177,230.41
	56,841,939.14	69,314,767.06
	44,560,258.12	32,777,638.38
	67,380.00	
	3,947,862.76	3,000,000.00
-		

1.		
2.		
1.		
2.		
3.		
4.		
5.		
6.		
	582,572,942.09	364,960,674.68
	576,550,564.08	358,496,468.13
	6,022,378.01	6,464,206.55
	1.59	1.04
	1.50	0.98
	0.00	0.00



2.		
3.		
4.		
5.		
6.		
	224,222,374.69	132,544,265.17

## 5

	5,300,794,481.19	4,241,665,873.99
	94,109.02	1,608,584.27
	156,240,494.95	151,085,479.51
	5,457,129,085.16	4,394,359,937.77

---

	3,715,051,495.09	3,041,864,303.79


---

	21,786,951.71	9,400,098.71
	2,676,020,331.78	1,294,168,378.71
	1,848,340,000.00	1,087,529,198.90
	126,613,658.67	136,879,141.39
	33,800,410.12	25,031,124.70
	2,008,754,068.79	1,249,439,464.99
	667,266,262.99	44,728,913.72
	56,723.67	-163,304.21
	522,964,861.12	-34,730,110.99
	279,774,302.41	314,504,413.40
	802,739,163.53	279,774,302.41

**6**

	3,828,078,682.84	3,121,164,031.40
	599,450,502.68	53,332,078.66
	4,427,529,185.52	3,174,496,110.06
	2,965,320,122.52	2,327,772,848.19
	181,788,546.11	182,670,025.74

	454,681.98	80,600.00
	2,929,402.69	15,594,033.85
	3,384,084.67	15,674,633.85
	62,615,616.50	18,701,280.77
	200,000,000.00	210,000,000.00
	824,045,330.04	
	1,086,660,946.54	228,701,280.77
	-1,083,276,861.87	-213,026,646.92
	1,260,163,380.07	111,438,280.00
	1,121,270,000.00	973,330,000.00
		9,400,098.71



2													
3												-71,967, 200.00	-71,967, 200.00
4													

	343,520,000.00				417,716,460.77				44,063,489.99		439,283,860.59	12,761,533.31	1,257,345,344.66
	16,316,000.00				125,386,346.39	86,836,053.11			13,254,426.52		276,538,041.61	6,588,912.66	351,247,674.07
											358,496,468.13	6,464,206.55	364,960,674.68
	16,316,000.00				125,386,346.39	86,836,053.11						124,706.11	54,990,999.39
	16,316												

1													
2													
	359,836,000.00				543,102,807.16	86,836,053.11			57,317,916.51		715,821,902.20	19,350,445.97	1,608,593,018.73

**8**


4												
										22,422,237.47	-94,389,437.47	-71,967,200.00
1										22,422,237.47	-22,422,237.47	
2												

	16,316,0
	00.00

”

”

”

¤ ¡AÑF15( Î È!/ H€-@Csm%c€ ñ Cp6Ñ ÈF1







2

1 1 12 31

3

12

4

5

1

/

/

/

/

2

22

3

6

1

2

/

3

4

/

7

8

9

1

2

11

118

3

4



	50%	50%	12
12			
	12	12	
12			



**10**
**1**

	1,000	1,000

**2**


1	1	5.00%
1	2	10.00%
2	3	30.00%
3	4	50.00%
4	5	80.00%
5		100.00%



5

12

1

2



3

20%    20%    50%

20%

4

19

13

1





3

6

19

2

17





4

20

		A	B	C
D		E	F	

3

4





2

24

/

1

2

1

2

25

1

1

2

2

1

2

26

1



27

1

2		

[2014]15

---

	30	-33,700,000.00
A		33,700,000.00
B		

---

		-92,046,216.30	-
		-5,210,16W*2	

---

		3% 5%
		1% 5% 7%

12 3

GR201332001181

2013 2015 15%

2014 9

23

GF201443000028

2014 2016 15%

**1**

	373,602.76	434,865.76
	798,040,890.81	

	67,380.00	
	67,380.00	
	67,380.00	

3

1

	30,604,662.43	23,461,058.47
	226,038,951.31	34,986,553.44
	256,643,613.74	58,447,611.91

2

	156,260,000.00
	156,260,000.00

3

---



4

476,159,256.97

28.02%


6

1



1	2	16,829,633.61	1,682,963.36	10.00%
2	3	4,070,291.70	1,221,087.51	30.00%
3	4			

4



	626,810,914.82	623,617.14	626,187,297.68	490,414,977.57	542,832.93
--	----------------	------------	----------------	----------------	------------

8

	29,561,825.69	31,649,603.66
	292,857.25	314,320.12
	29,854,682.94	31,963,923.78

9

1

	33,000,000.00		33,000,000.00	33,000,000.00		33,000,000.00
	33,000,000.00		33,000,000.00	33,000,000.00		33,000,000.00
	33,000,000.00		33,000,000.00	33,000,000.00		33,000,000.00

2

	33,000,000.00			33,000,000.00					15.00%	4,500,000.00

	33,000,000			33,000,000					--	4,500,000.
	.00			.00						00

**10**

**1**


3					713.04	713.04
	158,127.70	641,522.10		937,386.49	1,224,085.95	2,961,122.24

	65,476,261.47	
	103,948,017.56	

2014 12 31

4,595,567.66

**11**
**1**

	64,558,876.77		64,558,876.77			
	63,096,700.47		63,096,700.47	775,196.24		775,196.24
	28,106,380.79		28,106,380.79	5,644,757.30		



--	--	--	--	--	--	--	--	--	--	--	--	--	--

62,920,0	41,501,9	24,664,2	323,731.	16,513,9									
00.00	16.46	36.39	53	48.54	65.96%	75%			0.00				

1.	189,034,703.62			4,014,900.20	193,049,603.82
2.	80,582,326.91			2,191,849.88	82,774,176.79
1	80,582,326.91			2,191,849.88	82,774,176.79
2					
3					
3.	689,700.00			206,803.42	896,503.42
	689,700.00			206,803.42	

BM00009054

3.

13,469,206.10





	230,000,000.00	240,000,000.00
	309,060,000.00	753,330,000.00
	21,135,426.93	
	560,195,426.93	993,330,000.00

A

46,600                      2014 12 31                      6,000

B

5,000

2014 12 31                      2,000

C

23,000                      2014 12 31                      10,000

D

5,000                      2014 12 31                      5,000

E

10,000                      2014 12 31                      0

13,342,000.00

F

6,000                      2014 12

31                      0                      8,059,015.68

G

4,000

2014 12 31

0

1,489,594.50

A

5

80,000,000

140,000

50,000

)

2014 12 31

12,000

2,523

B

4,000,000

10,000

2014 12 31

3,000

C

15,626

20,000

2014 12 31

15,626

D

**18**

		0.00
	129,140,836.63	95,086,018.70
	129,140,836.63	95,086,018.70

**19****1**

1 8,965,508.00

20

1

	157,245,031.36	159,780,473.93
	58,399,038.61	52,818,480.52
	215,644,069.97	212,598,954.45

2

1




8,312,169.58

22

	79,412,111.25	90,253,713.92
	15,284,750.65	6,785,656.01
	55,427,244.63	63,392,469.14
	3,862,883.84	1,587,307.35
	4,947,426.32	3,923,783.62
	4,578,551.63	4,244,415.31
	194,326.15	562,256.42
	154,911.22	



	600,000.00			600,000.00	1
		3,328,936.00	565,896.54	2,763,039.46	2
	600,000.00	3,328,936.00	565,896.54	3,363,039.46	--

		1,000,000.00			1,000,000.00	
	13,430,000.00	22,956,000.00	2,686,000.00		33,700,000.00	--

1            2013 11

13,430,000.00

2

2014 1

21,956,000.00

3

2014 12

2014

1,000,000.00

28

	69,010,890.00	86,836,053.11
	69,010,890.00	86,836,053.11

29

		+					

	359,836,000.00	56,967,553.00			-476,917.00	56,490,636.00	416,326,636.00
--	----------------	---------------	--	--	-------------	---------------	----------------

1

2013

A

698,000

1.00

12.80

8,934,400.00

	543,102,807.16	1,271,144,246.42	2,780,426.11	1,811,466,627.47
--	----------------	------------------	--------------	------------------

1			A	698,000
	698,000.00	8,236,400.00	-	
2		56,269,553		56,269,553.00
	1,194,959,427.07	-		
3				476,917
	-	2,780,426.11		
4				
	67,391,030.58			
	557,388.77			

**31**

	86,836,053.11	8,934,400.00	26,759,563.11	69,010,890.00
	86,836,053.11	8,934,400.00	26,759,563.11	69,010,890.00

1			A	
	698,000	12.80		
		-		
2				
	23,502,220.00			
	3,257,343.11			

3

476,917

0.11%

16.58%

32

	57,317,916.51	22,422,237.47		79,740,153.98

34

	168,462,990.04	126,870,284.82
	144,805,472.35	151,380,983.12
	43,378,437.45	24,359,581.28
	32,169,556.84	25,665,377.07
	24,205,375.12	29,090,926.58
	22,469,326.06	13,770,584.80
	14,591,804.41	10,219,982.09
	5,040,543.34	2,618,604.94
	4,226,915.62	2,881,927.57
	18,049,691.40	12,488,394.54
	477,400,112.63	399,346,646.81

37

	168,930,276.52	113,407,131.24
	118,827,502.11	98,916,127.33
	67,662,710.73	30,388,772.50
	25,408,446.07	19,429,019.95
	19,443,158.45	14,507,611.22
	15,988,908.94	10,610,032.80
	11,950,141.15	9,018,638.71
	11,351,633.45	5,164,685.46

	9,282,396.48	8,494,378.33
	8,977,643.12	5,235,515.38
	6,829,528.73	3,277,045.97
	5,222,337.42	2,437,259.48
	5,039,593.69	5,353,012.87
	3,525,456.21	2,206,979.44
	3,107,702.31	3,177,494.85
	31,121,506.85	23,553,524.88
	512,668,942.23	355,177,230.41

**38**

	55,349,252.82	68,360,304.58
	6,364,674.89	4,341,729.05



	85,254.46	386,559.42	85,254.46
	85,254.46	386,559.42	85,254.46
	27,399,092.00	29,605,013.23	27,399,092.00
	681,271.23	227,680.35	681,271.23
	239,089.09	563,644.60	239,089.09
	161.01	9.57	161.01
	165,674.10		165,674.10
	28,570,541.89	30,782,897.60	

---

--	--	--	--



	20,000.00	15,000.00	
	20,000.00		
	18,695.00		
2013	16,500.00		
	16,000.00		
	11,640.00		
	10,000.00		
	10,000.00		
	5,400.00		
		7,630,000.00	
		1,035,000.00	



43

Ø.

--	--	--

/	97,719,838.00
	3,777,929.73
	-17,043,522.13
	-3,969,109.78
	-2,875,912.65
	5,221,226.23
-	-13,937,804.80
	68,892,644.60

45

1

	106,179,597.06	111,960,486.80
	24,713,092.00	27,996,428.96
	24,768,589.11	10,997,549.84
	579,055.77	131,004.34
	161.01	9.57
	156,240,494.95	151,085,479.51

2





	21,786,951.71	5,475,571.70
		3,924,527.01
	21,786,951.71	9,400,098.71

**6**

	28,006,313.08	19,898,237.38
	3,920,949.20	
	1,873,147.84	5,132,887.32
	33,800,410.12	25,031,124.70

**46**
**1**

1	--	--

	392,605.94	1,441,210.68
	-67,380.00	
	56,833,173.43	69,314,767.06
	-3,947,862.76	-3,000,000.00
	-12,191,989.82	-12,467,149.28
	0.00	
	-136,395,937.25	28,625,082.63



48


1

	5,662.53	6.1190	34,649.02
	0.94	7.4556	7.01
	15.00	0.7889	11.83
	306.13	6.1190	1,873.21
	391,657.32	7.4556	2,920,040.31
	2,161,475.48	6.1190	13,226,068.46
	7,550.15	7.4556	56,290.90

2

1

1



--	--	--	--	--	--	--	--	--

2014	09			2014	09	37,611,609.9	
	03	173,098.20	100.00%		03		1,515,160.33
							4



				100.00%		
				100.00%		
				100.00%		
				100.00%		
				100.00%		
				100.00%		
				100.00%		
				100.00%		
				100.00%		

---

--	--	--	--	--	--	--	--



	746,617,	161,804,	908,421,	481,703,	600,000.	482,303,	621,649,	153,056,	774,705,	452,627,	600,000.	453,227,	
	371.49	332.21	703.70	073.96	00	073.96	280.27	426.48	706.75	077.78	00	077.78	

1

---

---

---

	96,921.85	41,407.27
	96,921.85	41,407.27
	62,920.63	108,016.61



---

	3%	-33.63	4%	0.07
	-3%	33.63	-4%	-0.07
	7%	17.04	7%	-7.07
	-7%	-17.04	-7%	7.07
	7%	0.01	7%	0.01
	-7%	-0.01	-7%	-0.01

4

28.02%

2013 26.94%

21.40% 2013 24.13%

3

2014 12 31

178,970.42 2013 12 31 137,953.45

	96,921.85	-	-	96,921.85
	6.74	-	-	6.74
	25,664.36	-	-	25,664.36
	166,439.01	1,918.39	1,590.33	169,947.73
	6,572.67	925.44	812.80	8,310.91
	2,985.47	-	-	2,985.47
	<b>298,590.10</b>	<b>2,843.83</b>	<b>2,403.13</b>	<b>303,837.06</b>
	56,019.54	-	-	56,019.54
	12,914.08	-	-	12,914.08
	27,176.61	-	-	27,176.61
	2,300.83	-	-	2,300.83
	787.93	-	-	787.93
	238.44	-	-	238.44
	19,825.85	-	-	19,825.85
	3,668.41	3,009.32	223.36	6,901.09
	<b>122,931.69</b>	<b>3,009.32</b>	<b>223.36</b>	<b>126,164.37</b>

41,407.27	-	-	41,407.27
-	-	-	-
5,844.76	-	-	5,844.76
129,554.47	2,148.59	1,781.17	133,484.23
5,635.45	362.10	497.66	6,495.21
3,196.39	-	-	3,196.39
<b>185,638.34</b>	<b>2,510.69</b>	<b>2,278.83</b>	<b>190,427.86</b>
99,333.00	-	-	99,333.00
9,508.60	-	-	9,508.60
20,984.03	-	-	20,984.03
831.22	-	-	831.22
521.02	-	-	521.02
-	-	-	-
11,560.46	-	-	11,560.46
1,782.52	3,668.41	3,232.68	8,683.61
<b>144,520.85</b>	<b>3,668.41</b>	<b>3,232.68</b>	<b>151,421.94</b>



6

7

8

9

1

32.82%

2

3

	6.42%

---


4

1

	40,000,000.00	2014 01 14		
	466,600,000.00	2014 06 12		
	50,000,000.00	2014 01 07		
	100,000,000.00	2013 10 10		
	50,000,000.00	2014 06 10		

	698,000.00
	3,917,083.00
	476,917.00
	6.83
	4 8
	12.80                      5 7

1

2013

A 1,800

1,730.20

69.80

1,631.60

2

2013

	/ 20	14.06
	50% 2012	20
	50%	97,655,096.97
		67,391,030.58

**1**

1	2010 12 29		A	13,480,000
	471,800,000.00			451,410,500.00

2012

				173,942,900.00
	1,000	4		147,467,600.00
	1,000	2		50,000,000.00

---

1,000

80,000,000.00

---

**451,410,500.00**

---

2014 12

2

1

2014 12 31

---

---

---

5,000

---

5,000

---

5,000

10,000

---

10,000

3,000

---

1,500

---

6,000

---

---

8,000

---

4,000

---

2,000

---

**87500**

---

2014 12 31

2

1

1

1

2

1

2

2

	4,105,878,511.48	1,509,634,549.67	-609,589,388.55	5,005,923,672.60
	3,496,289,122.93	1,509,634,549.67	-	5,005,923,672.60
	609,589,388.55	-	-609,589,388.55	-
	4,063,308,817.43	1,508,730,334.88	-601,255,856.71	4,970,783,295.60
	2,603,454,319.14	1,228,058,476.83	-609,589,388.55	3,221,923,407.42
	2,567,200,423.00	1,227,614,219.99	-601,255,856.71	3,193,558,786.28
	948,635,221.43	215,526,241.09	-	1,164,161,462.52
/( )	552,815,578.37	67,023,224.29		

---

	4,319,687,405.33	1,113,033,184.80	-334,748,537.04	5,097,972,053.09
	1,228,136,310.95	707,195,097.35	-256,980,428.95	1,678,350,979.35
				-
				-
1.	531,422,564.08	3,867,198.47	-	535,289,762.55
2.	78,727,039.20	2,323,903.55	-	81,050,942.75
3.				

	9,142,249.78	23,635,388.60	-	32,777,638.38
--	--------------	---------------	---	---------------

2

	2,724,083,482.36		2,177,411,061.04
	1,285,690,874.07		1,060,740,208.05
	757,490,897.05		536,663,216.58
	203,518,042.12		98,476,921.04
	35,140,377.00		29,335,458.80
	<b>5,005,923,672.60</b>		<b>3,902,626,865.51</b>

	4,991,916,454.6	832,523.17	13,174,694.8	-	5,005,923,672.
	2		1		60

	3,891,866,062.19	2,549,074.56	8,211,728.76	-	3,902,626,865.51
--	------------------	--------------	--------------	---	------------------

3

1	2013 12 09		700,000		
		365			2013 12 09

			365	
2	2014 03 13		298,400	
		365		2014 03 13
3	2014 03 17		176,100	
		365		2014 03 17
4	2014 6 11			
4,000,000			4,000,000	
	2014 6 11			
	2014 6 11			
5	2014 7 24		1,550,000	
		365		2014 7 24
6	2014 07 28		630,000	
		365		2014 07 28

7	2014	8	5		5,850,000		
				359			2014 8
5							

w, 'òKà26Tf 1 0 0 1206.72 749.4 T29.34C623.382\_0 1311D39 Tm <1D38>Tj /TT40T1 9 Tf4712B4





	1,130,330.80	0.16%	1,130,330.80	100.00%	0.00	1,130,330.80	0.26%	1,130,330.80	100.00%	0.00
	719,049,383.84	100.00%	3,107,563.25	0.43%	715,941,820.59	429,072,921.93		2,363,154.75		426,709,767.18

1			

1	22,965,734.80	1,148,286.74	5.00%
---	---------------	--------------	-------

2

3

	689,182,615.69	412,501,801.49
	11,900,690.70	6,899,792.82
	10,358,410.29	976,085.70
	6,413,078.06	8,543,224.42
	1,194,589.10	152,017.50
	719,049,383.84	429,072,921.93

A		275,859,647.21	1	38.36%	

B 177,787,431.33 1 24.73%

	--	648,905,845.11	--	90.24%	
--	----	----------------	----	--------	--

**3**

	1,301,260,905.08		1,301,260,905.08	1,080,450,579.38		1,080,450,579.38
	1,301,260,905.08		1,301,260,905.08	1,080,450,579.38		1,080,450,579.38

**1**


95,279,400.00

608,700.00

95,888,100.00

	1,080,450,579.38	220,810,325.70		1,301,260,905.08		

2

3

1

5,000

2014 12 31

2

17.31

100%

3

13,000

4

7,000

Ä

5

	-552,137.24	
	-552,137.24	

1

	-392,605.94	
	27,399,092.00	
	165,674.10	
	67,380.00	
	439,381.11	

	-552,137.24	
	3,709,949.16	
	136,739.09	
	23,280,095.78	--

---

---

## 2

		/	/
	25.32%	1.59	1.50
	24.29%	1.52	1.44

## 3

---

	2013 1 1	2013 12 31	2014 12 31



416,874,983.70



	12,761,533.31	19,350,445.97	25,660,221.97
	1,257,345,344.66	1,608,593,018.73	3,462,165,778.23
	2,811,357,044.13	3,520,832,891.33	5,141,218,866.06

2014